

GU Conduit Outlet Boxes

Explosionproof, Dust-Ignitionproof

UNILETS™ for use with Threaded Metal Conduit. Furnished with Internal Ground Screw.

NEC/CEC:

Class I, Division 1 and 2, Groups B♦, C, D

Class II, Division 1 and 2, Groups E, F, G

Class III

NEMA 3,4

Applications

- Complies with a wide range of classified area requirements.
- Corrosion-resistant: ideal indoors or out.
- For pulling of wires.
- Connect conduit lengths and change direction of conduit runs.
- Provide access for maintenance.

Features

- Ductile iron bodies have high tensile strength and ductility. Provides great resistance to corrosion, impact, and shock.
- Accurately tapped, tapered hub threads for tight, rigid joints and ground continuity.
- Furnished with covers and cover gasket.
- General purpose wiring.
- Externally threaded body with internally threaded cover.
- Smooth, rounded integral bushing in each hub type box protects conductor insulation.
- Internal ground screw standard.

Standard Materials






- Bodies and covers: ductile iron

Standard Finishes

- Bodies and covers: triple-coat — (1) zinc electroplate, (2) chromate, and (3) epoxy powder coat

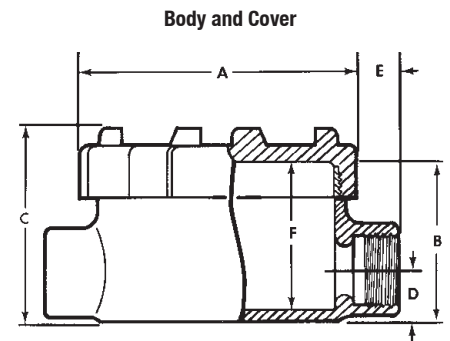
NEC/CEC Certifications and Compliances

- UL Standard: UL 886 (UL 1203)
- UL Listed: E85310, E10444
- CSA Standard: C22.2 No. 25, C22.2 No. 30
- CSA Certified: 025875

	Hub Type	Conduit Size (Inches)	Cover Opening mm (in)	Capacity dm ³ (in ³)	Catalog Number ♦
	GUC	1/2	98.6 (3.38)	0.31 (19.0)	GUC50
		3/4	98.6 (3.38)	0.31 (19.0)	GUC75
		1	98.6 (3.38)	0.31 (19.0)	GUC100
	GUL	1/2	98.6 (3.38)	0.31 (19.0)	GUL50
		3/4	98.6 (3.38)	0.31 (19.0)	GUL75
		1	98.6 (3.38)	0.31 (19.0)	GUL100
	GULB	1/2	98.6 (3.38)	0.31 (19.0)	GULB50
		3/4	98.6 (3.38)	0.31 (19.0)	GULB75
		1	98.6 (3.38)	0.31 (19.0)	GULB100
	GUT	1/2	98.6 (3.38)	0.31 (19.0)	GUT50
		3/4	98.6 (3.38)	0.31 (19.0)	GUT75
		1	98.6 (3.38)	0.31 (19.0)	GUT100
	GUX	1/2	98.6 (3.38)	0.31 (19.0)	GUX50
		3/4	98.6 (3.38)	0.31 (19.0)	GUX75
		1	98.6 (3.38)	0.31 (19.0)	GUX100
Cover Gasket (all)					GUG1

Dimensions in Millimeters (Inches)

Hub Size (Inches)	Dimensions in Millimeters (Inches)					
	A	B	C	D	E	F
1/2	108.7 (4.28)	62.0 (2.44)	75.4 (2.97)	19.1 (0.75)	20.6 (0.81)	57.2 (2.25)
3/4	108.7 (4.28)	62.0 (2.44)	75.4 (2.97)	19.1 (0.75)	20.6 (0.81)	57.2 (2.25)
1	108.7 (4.28)	62.0 (2.44)	75.4 (2.97)	19.1 (0.75)	23.9 (0.94)	57.2 (2.25)



♦ In Class I, Division 1, Group B atmospheres, all conduit runs must have a sealing fitting (not supplied) field-installed adjacent to the enclosure.